

KIDNEY CANCER

South Australia 2005 Figures	Males	Females	Total
Number of cases	149	75	224
Number of deaths	44	35	79
Incidence/100,000 (ASR* Aust 2001 Population)	18.1	7.5	12.6
Mortality/100,000 (ASR* Aust 2001 Population)	5.4	3.3	4.2
Risk of developing kidney cancer (by age 75 yrs.)	1 in 71	1 in 182	1 in 103

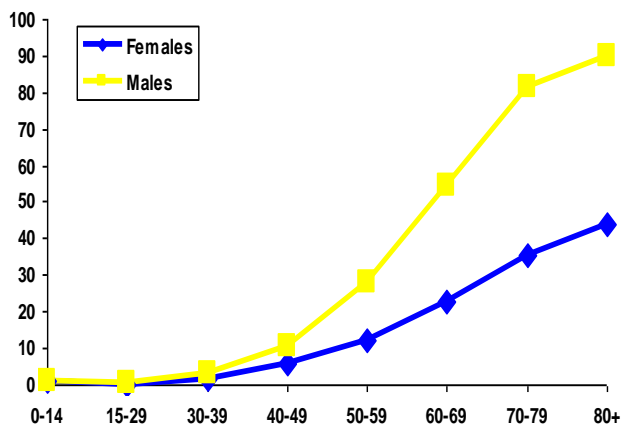
* ASR – Age Standardised Rate

PATTERNS IN INCIDENCE AND MORTALITY

Age

Kidney cancer is rare in people under the age of 40 years but rates increase steadily with age from 40 years onwards. The highest rates are among those age 80 years and over.

Age specific kidney cancer incidence
(Annual average rate/100,000, SA 1995-2005)



Gender

The incidence rate for kidney cancer among males is approximately twice that of females. This is consistent with high rates of smoking (historically) among men.

Country of birth

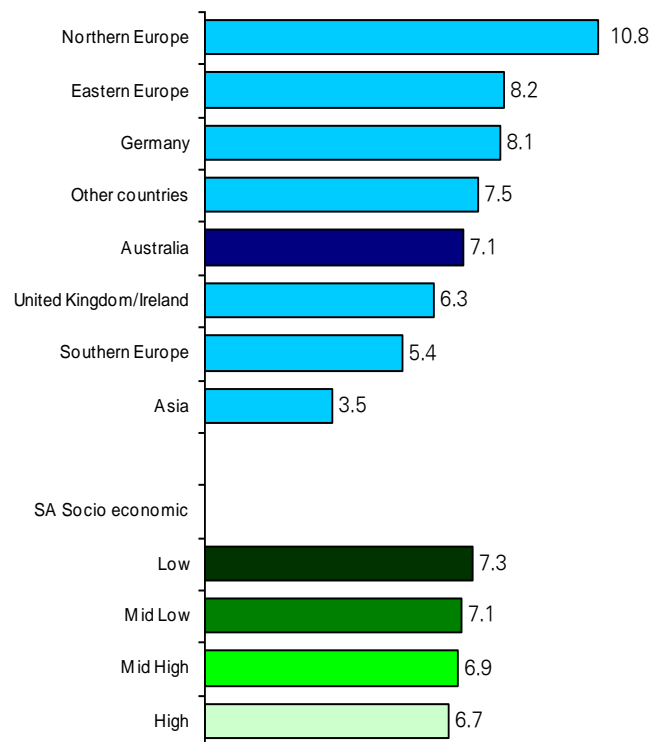
Within South Australia in 1977-2000, the incidence was higher in residents born in Northern Europe (excluding Germany) than among the Australian born, but lower in those born in Asia and Southern Europe.

SES/region

Although kidney cancers tended to have an elevated incidence in lower socio-economic areas of South Australia in 1977-2001, the difference was within the range attributable to chance.

Meanwhile, the incidence was about 18% higher in Adelaide in 1977-2001 than in country regions generally. Within Adelaide, the Eastern region had a relatively low rate, whereas exceptionally low rates were suggested for Kangaroo Island, the West Coast and Far North.

Kidney cancer incidence by country of birth and SES

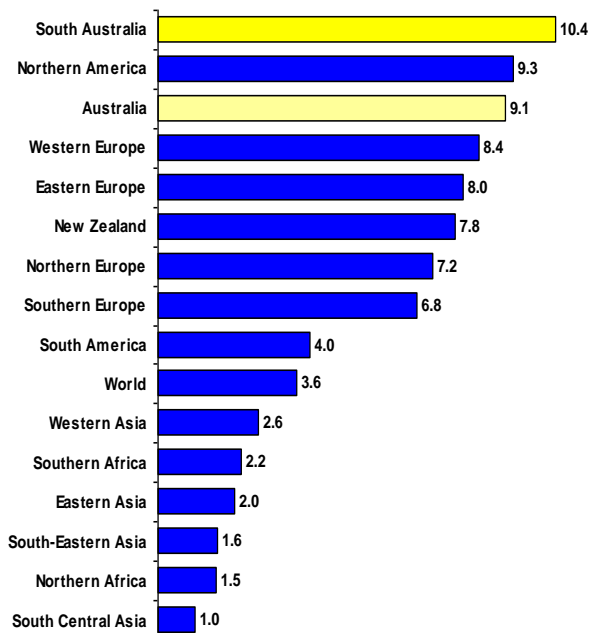


(Annual rate/100,000 - 1977-2001 – ASR World Pop.)

GLOBAL COMPARISONS

The incidence of kidney cancer varies more than nine fold in different regions of the world. The incidence of kidney cancer in Australia is one of the highest among comparison countries/regions. The incidence in South Australia is similar to the national rate.

Kidney cancer incidence rate by regions of the world

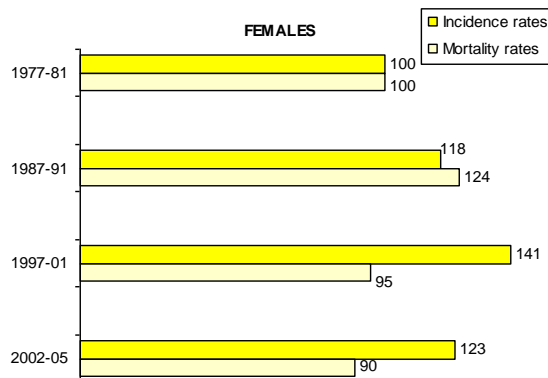
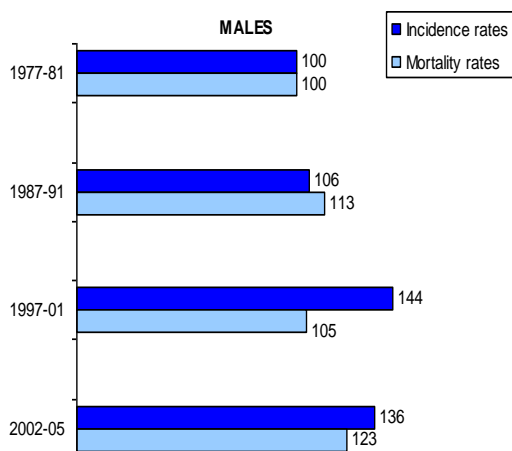


(Rate/100,000 ASR World Pop., Globocan 2002)

TRENDS

Incidence rates increased by about 45% between 1977-1981 and 1997-2001, but have declined slightly since then. Increases have been reported for many populations. This increase is partly attributed to increased detection by ultrasonography and other diagnostic advances. Increases in incidence also are likely to be due to the growing prevalence of obesity. Mortality rates have decreased slightly among females in more recent periods but not for males.

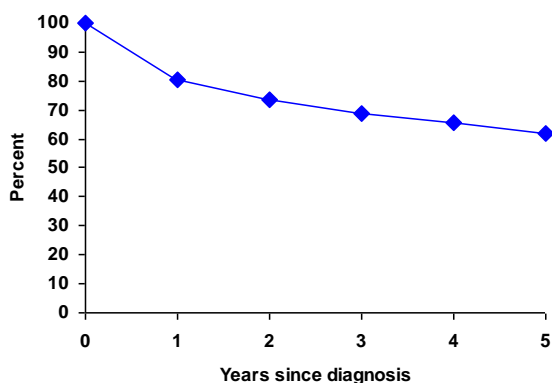
Trends in kidney cancer incidence and mortality in SA (Rates for 1977-81 set at '100')



SURVIVAL

Approximately 62% of people diagnosed with between 1997 and 2003 survived their disease for 5 years or more. This represents an increase in 5 year survival over the past 2 decades, from 45% among those diagnosed between 1977 and 1981.

Survival from kidney cancer (SA, 1997-2003)



RISK FACTORS

Risk factors include:

- Tobacco smoking.
- Long-term exposures to phenacetin in past decades for the relief of pain.
- Being overweight.
- Exposures to large doses of ionising radiation.
- Possibly a high level of consumption of dietary fat.
- Possibly certain occupational exposures, including exposures to asbestos or coke oven emissions.