

LEUKAEMIA

South Australia 2005 Figures	Males	Females	Total
Number of cases	172	110	282
Number of deaths	84	54	138
Incidence/100,000 (ASR* Aust 2001 Population)	21.3	11.7	15.9
Mortality/100,000 (ASR* Aust 2001 Population)	10.4	5.1	7.4
Risk of developing leukaemia (by age 75 yrs.)	1 in 74	1 in 109	1 in 88

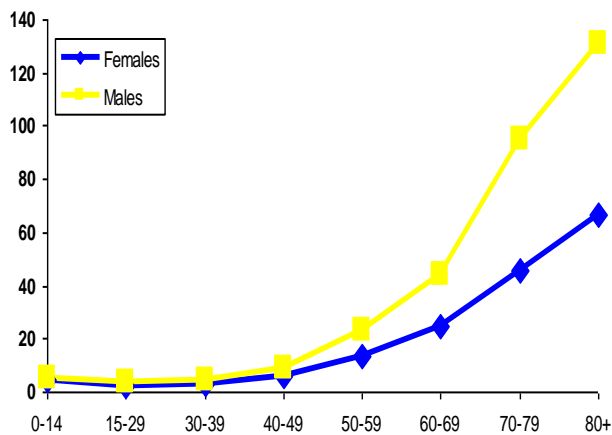
*ASR – Age Standardised Rate

PATTERNS IN INCIDENCE AND MORTALITY

Age

This incidence of leukaemia increases steadily with age. While the incidence of leukaemia is low among younger people it is the leading cancer among children under 15 years.

Age specific leukaemia incidence
(Annual average rate/100,000, SA 1995-2005)



Gender

Males in South Australia are nearly twice as likely to develop leukaemia as females. This pattern is seen in other populations.

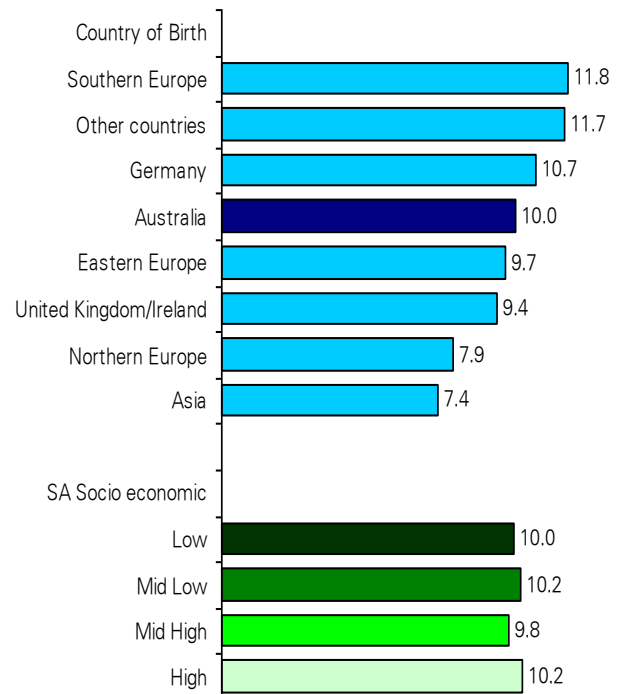
Country of birth

Differences exist in relation to country of birth. Residents who were born in Asian countries have a lower incidence of leukaemia than Australian born residents, while those from Southern Europe have a higher incidence.

SES/region

A consistent socioeconomic gradient in leukaemia incidence is not evident in South Australia. However, within metropolitan Adelaide the Eastern region has a higher incidence than the Northern region (1977-2001). In country South Australia, the Lower North and Pirie regions recorded a higher incidence than the Flinders ranges.

Leukaemia incidence by country of birth and SES

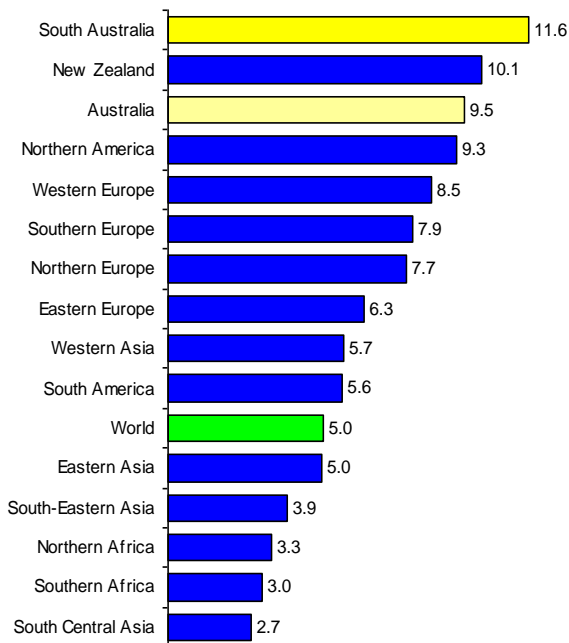


(Annual rate/100,000 – SA 1977-2001 – ASR (World Pop))

GLOBAL COMPARISONS

South Australia and Australia have high incidence of leukaemia by international standards, exceeding that of Africa, Asia, North America, Europe and the UK/Ireland. The worldwide variation is approximately five fold.

Leukaemia incidence rate by regions of the world

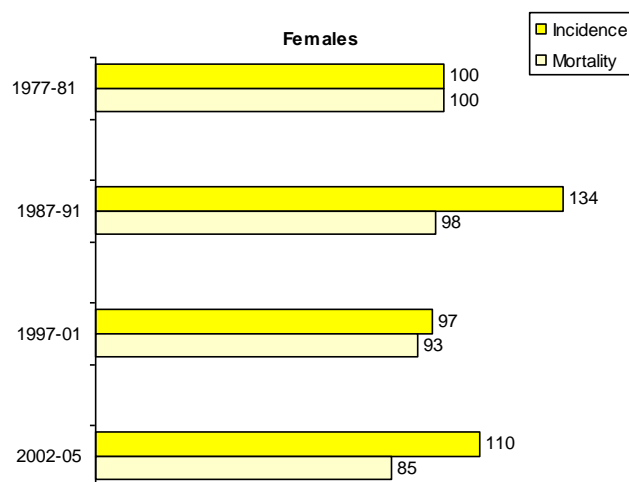
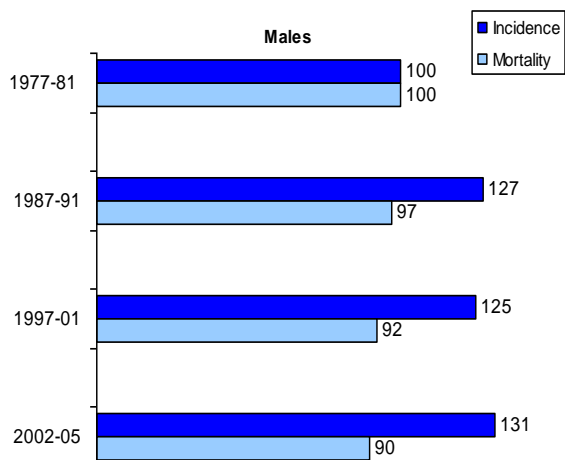


(Rate/100,000 ASR World Pop. Globocan 2002)

TRENDS

In South Australia the incidence of leukaemia has increased between 1977-1981 and 2002-2005 among males (by 31%) but not substantially among females. During the same period mortality rates have declined slightly for both males and females.

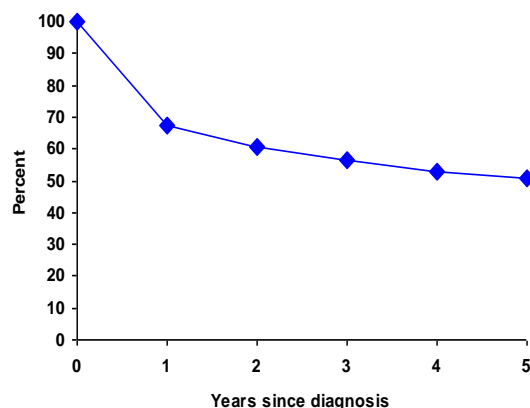
Trends in leukaemia incidence and mortality in SA (Rates for 1977-81 set at '100')



SURVIVAL

The proportion of South Australians diagnosed with leukaemia who survived their disease for 5 years after diagnosis has increased from 41% for those diagnosed between 1977-1981 to 51% for those diagnosed between 1997-2003.

Survival from leukaemia in SA, 1997-2003



RISK FACTORS

The causes of leukaemia are largely unknown.

Environmental risk factors include:

- Exposures to large doses of ionising radiation.
- Chemical exposures (e.g. benzene).
- Viral exposures (e.g. Human T-Cell Leukaemia Virus 1).