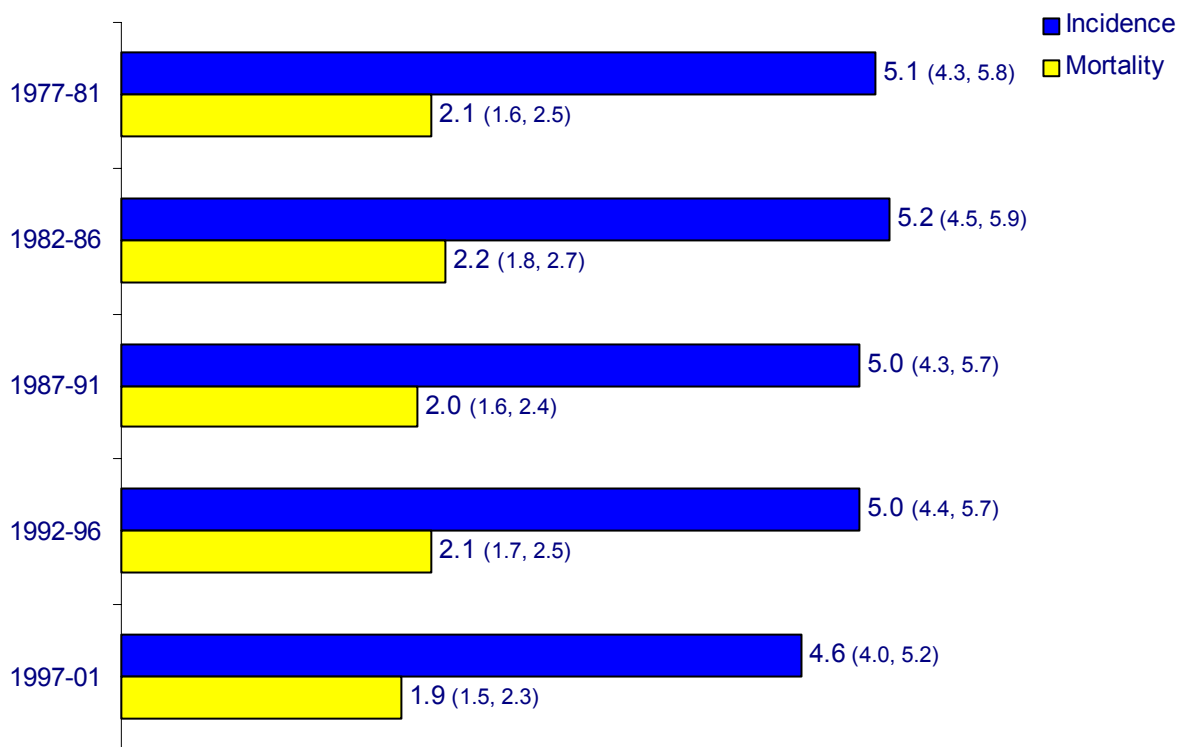


Annual incidence and mortality rates for cancer in South Australia in 1977-2001 for calendar-year groupings per 100,000 (age-standardized to World Population)

Cancer site: **Buccal cavity (excluding lip)**

Males

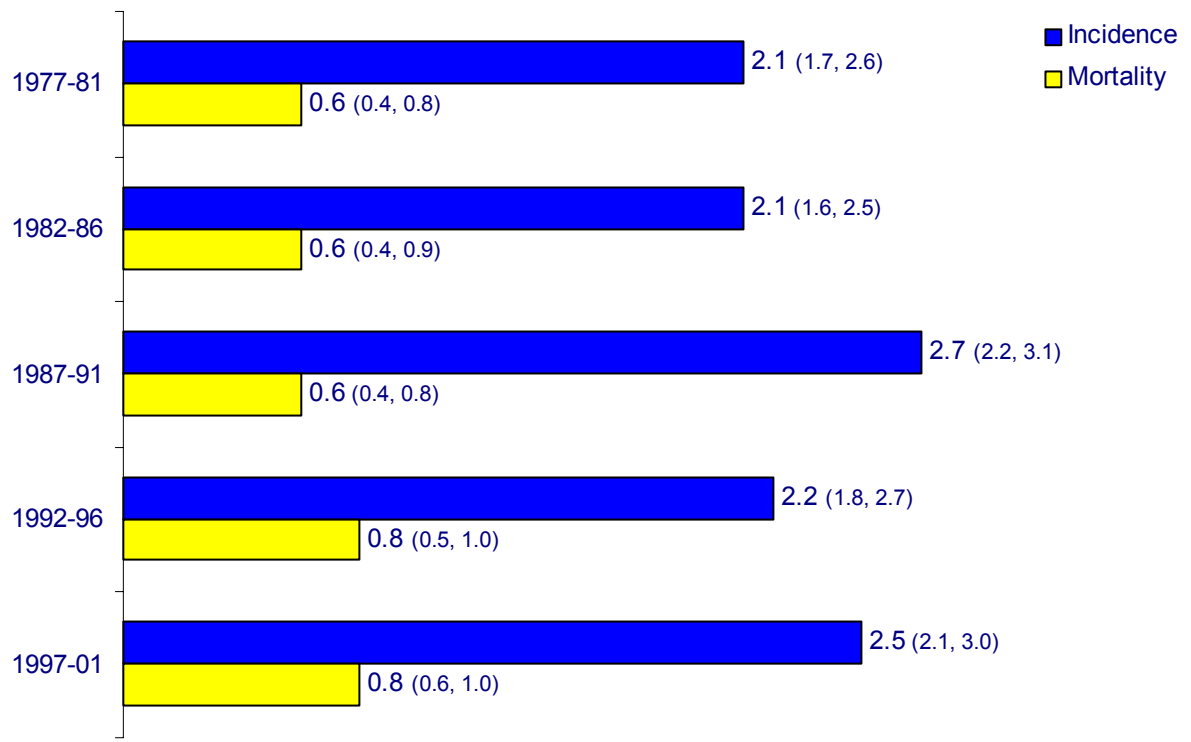
Incidence (95% confidence limits)



Annual incidence and mortality rates for cancer in South Australia in 1977-2001 for calendar-year groupings per 100,000 (age-standardized to World Population)

Cancer site: **Buccal cavity (excluding lip)**

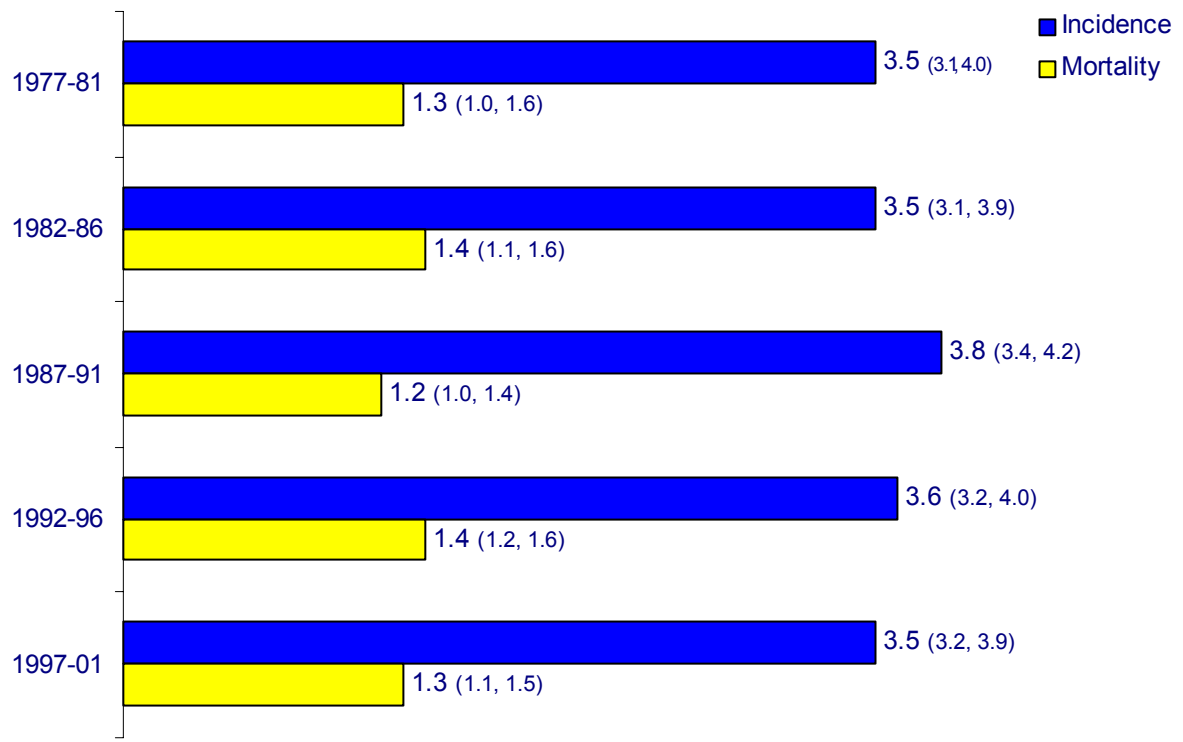
Females Incidence (95% confidence limits)



Annual incidence and mortality rates for cancer in South Australia in 1977-2001 for calendar-year groupings per 100,000 (age-standardized to World Population)

Cancer site: **Buccal cavity (excluding lip)**

Both Incidence (95% confidence limits)



BUCCAL CAVITY (EXCLUDING LIP)

- Generally, South Australia had a relatively low incidence of these cancers during 1993-97, almost 20% lower than for Australia as a whole. The incidence of these cancers varied more than three fold around the world.
- Within South Australia in 1977-2000, overseas born residents had an incidence about 29% lower than the Australian born. Among those with lower rates were residents born in Northern Europe, Southern Europe, and the United Kingdom/Ireland.
- During 1977-2001, South Australian males from lower socio-economic areas had higher incidence rates than other males. A similar pattern was not evident in females.
- Incidence rates did not vary markedly between Adelaide and country regions during 1977-2001. Within Adelaide, a comparatively high incidence was suggested for the Western region, whereas country regions with high rates evidently included the Flinders Ranges, Pirie, Riverland, Yorke and Whyalla. However, all regional differences were within the range attributable to chance variation.
- **Similarly there were not changes in incidence or mortality rates between 1977-81 and 1997-2001 other than small changes that could have occurred by chance.**
- Behavioural risk factors for these cancers include:
 - Tobacco and excess alcohol consumption.
 - Poor diets deficient in fruit and vegetables.