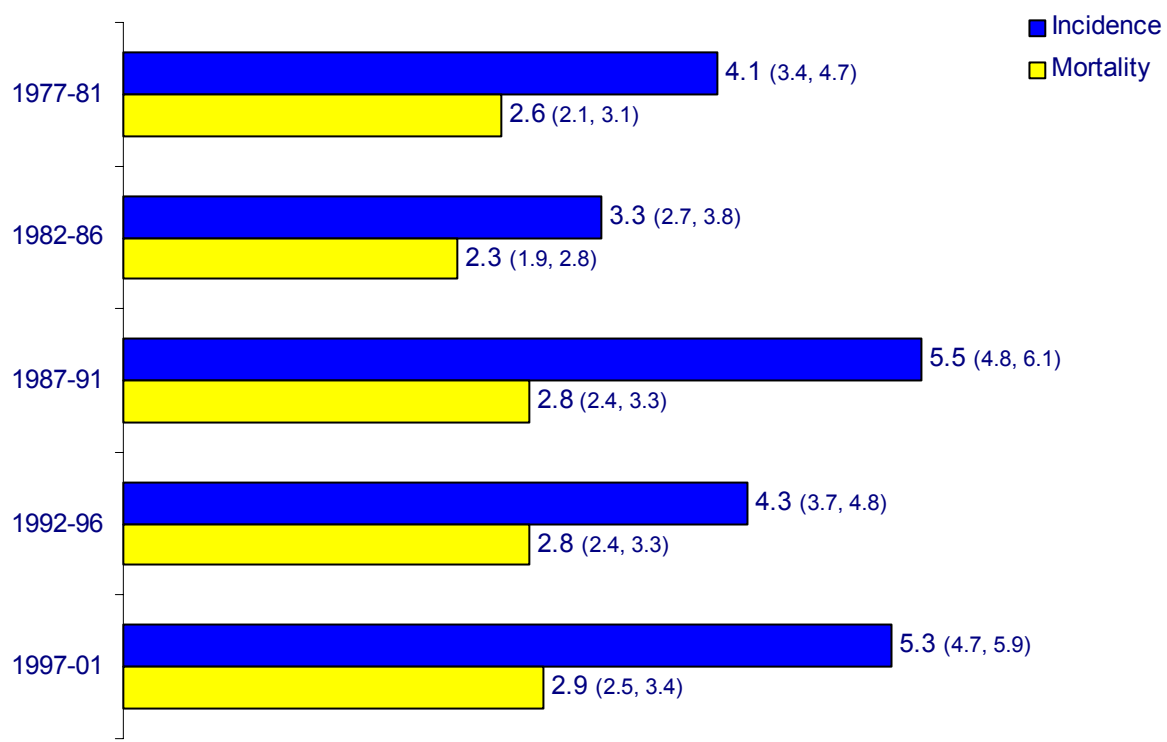


**Annual incidence and mortality rates for cancer in South Australia in 1977-2001 for calendar-year groupings per 100,000 (age-standardized to World Population)**

Cancer site: **Multiple myeloma**

Males

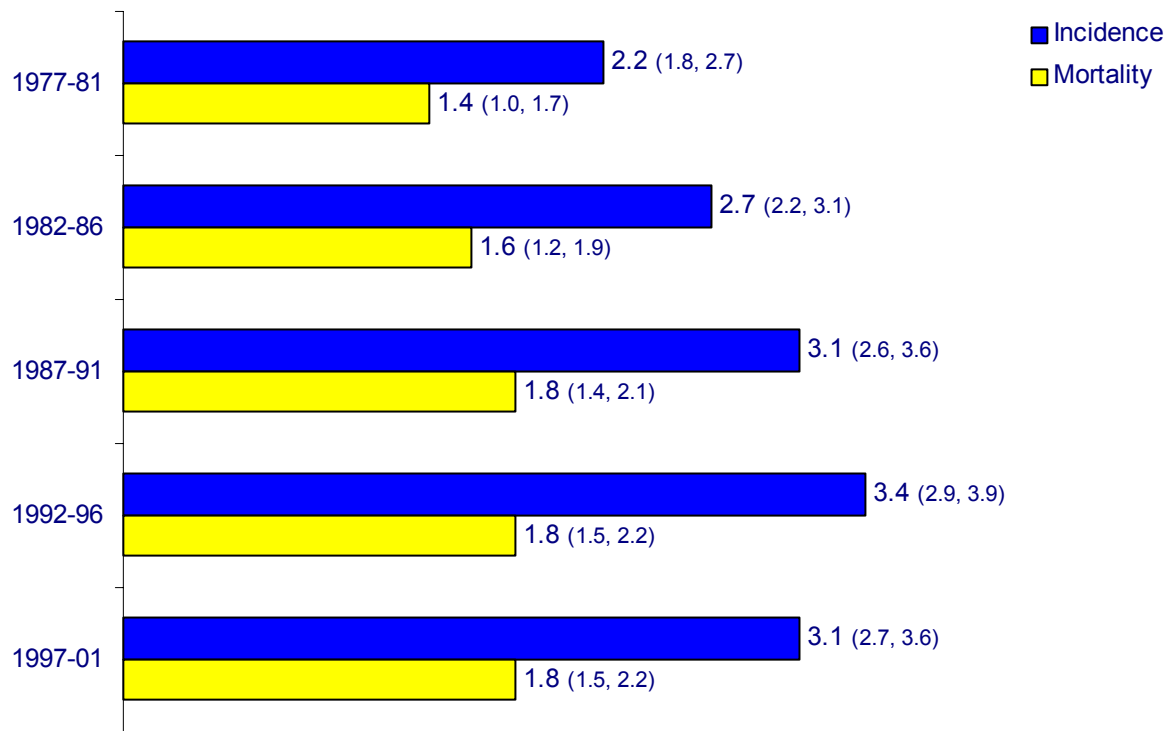
Incidence (95% confidence limits)



# Annual incidence and mortality rates for cancer in South Australia in 1977-2001 for calendar-year groupings per 100,000 (age-standardized to World Population)

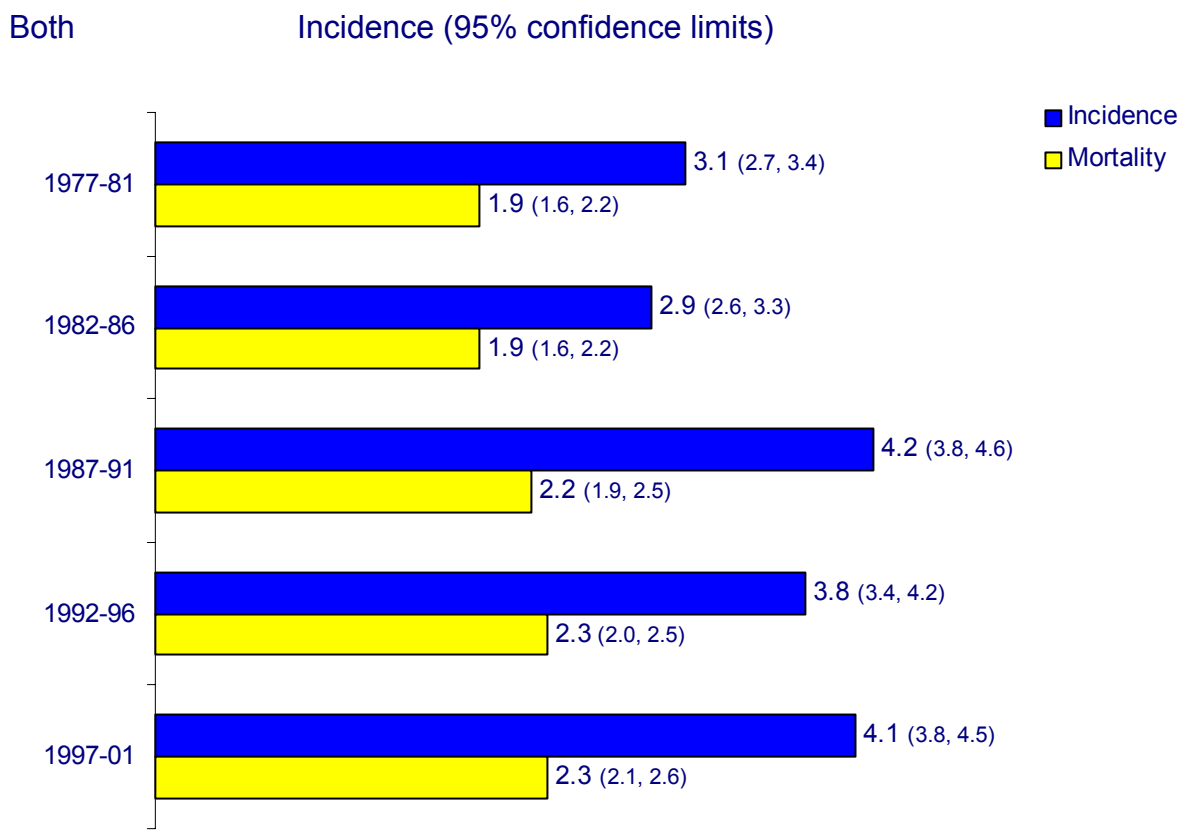
Cancer site: **Multiple myeloma**

Females Incidence (95% confidence limits)



# Annual incidence and mortality rates for cancer in South Australia in 1977-2001 for calendar-year groupings per 100,000 (age-standardized to World Population)

Cancer site: **Multiple myeloma**



## MULTIPLE MYELOMA

- South Australia has a high incidence of multiple myeloma by international standards. During 1993-97, the incidence exceeded that reported for Asia, Africa, Europe, Central and South America, the United Kingdom/Ireland, and Australia overall. During that period, the incidence of this cancer varied more than three fold around the world.
- Numbers of multiple myeloma have been too small in South Australia to detect variations in risk by country of birth or socio-economic status.
- Adelaide residents had an incidence about 19% higher than their country counterparts in 1977-2001, with a particularly low incidence applying to Pirie.
- **The incidence increased by about a third between 1977-81 and 1997-2001, but increased disclosure of disease through diagnostic advances is thought to have contributed. Meanwhile, mortality rates have been relatively stable.**
- Possible environmental risk factors include:
  - Exposure of bone marrow to ionising radiation.
  - Exposure to pesticides, other agricultural chemicals, and some solvents.
- Monoclonal gammopathy of unknown significance, a benign (not cancer) condition characterised by a marked increase in number of plasma cells and the proteins produced by them, is a risk factor for multiple myeloma. Immune-system disorders also may predispose to this disease.