


**Annual incidence of cancer in South Australia in 1977-2001 by socio-economic status of place of residence per 100,000 (age-standardized to World Population)**

Cancer site: **Nose and nasal sinuses**


Males

Incidence (95% confidence limits)




**Annual incidence of cancer in South Australia in 1977-2001 by socio-economic status of place of residence per 100,000 (age-standardized to World Population)**

Cancer site: **Nose and nasal sinuses**



**Annual incidence of cancer in South Australia in 1977-2001 by socio-economic status of place of residence per 100,000 (age-standardized to World Population)**

Cancer site: **Nose and nasal sinuses**



## NOSE AND NASAL SINUSES

- While South Australia appeared to have a relatively low incidence of sinonasal cancers in 1993-97 when compared with other regions of the world, the worldwide variation was small and incidence rankings would have varied widely due to chance. Nonetheless it was evident that Asia and Northern Europe had a higher incidence.
- Within South Australia in 1977-2000, the Australian born had an incidence about 50% higher than the overseas born in general, although this could have occurred by chance, given the rareness of these tumours.
- **A socio-economic gradient was not evident for sinonasal cancers in South Australia during 1977-2001, although these tumours were rare, which limited opportunities to find differences. Similarly, while there were variations in rates by region and calendar year, the differences were small and attributable to chance.**
- International studies indicate that risk factors may include a history of employment in woodworking, nickel refining or the textile industry, or in the production of chromium, isopropyl alcohol or leather. Workers in the radium industry also have shown an elevated risk.