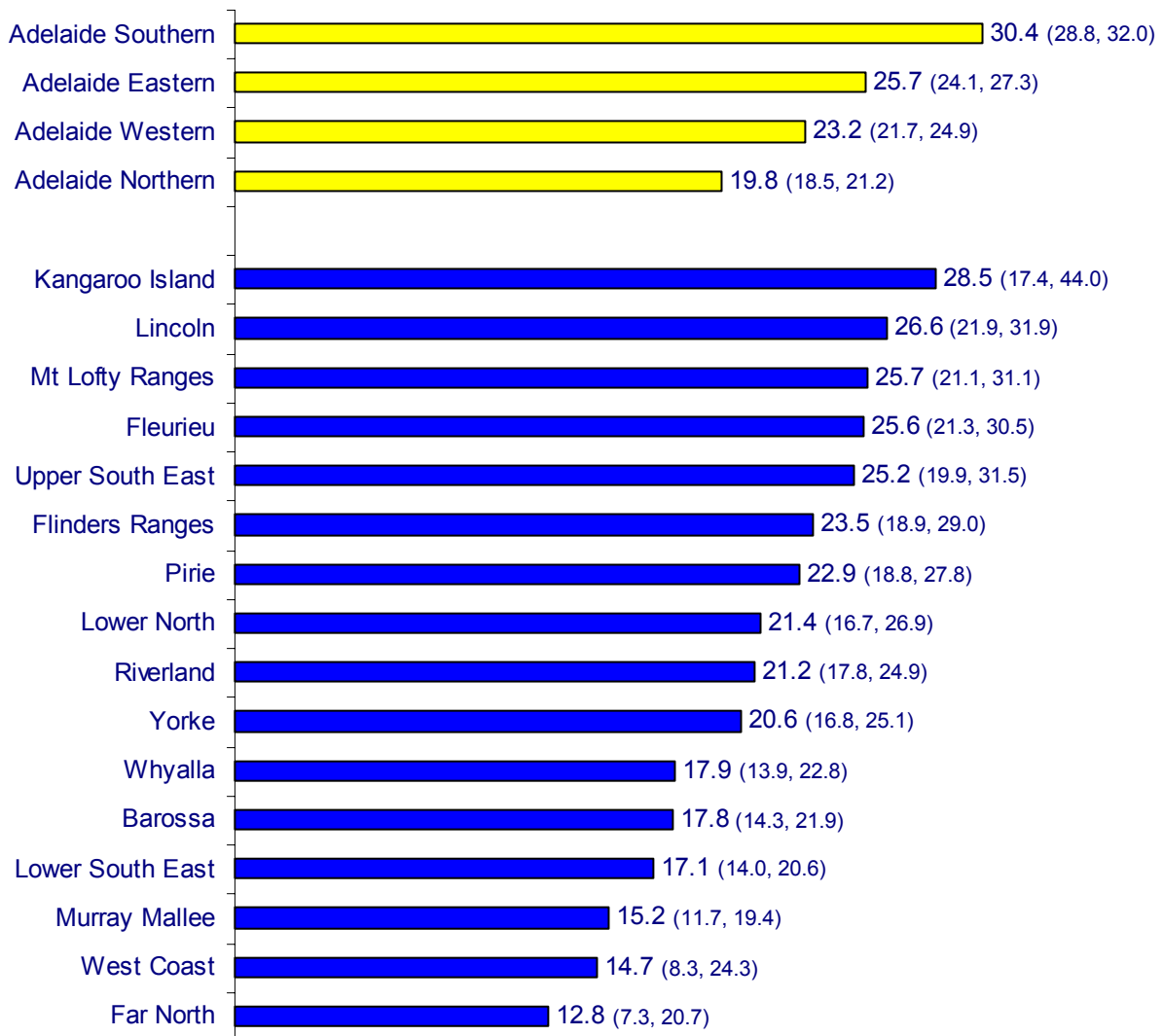


Annual incidence of cancer in South Australia in 1977-2001 by geographic region per 100,000 (age-standardized to World Population)

Cancer site: **Skin (melanoma)**

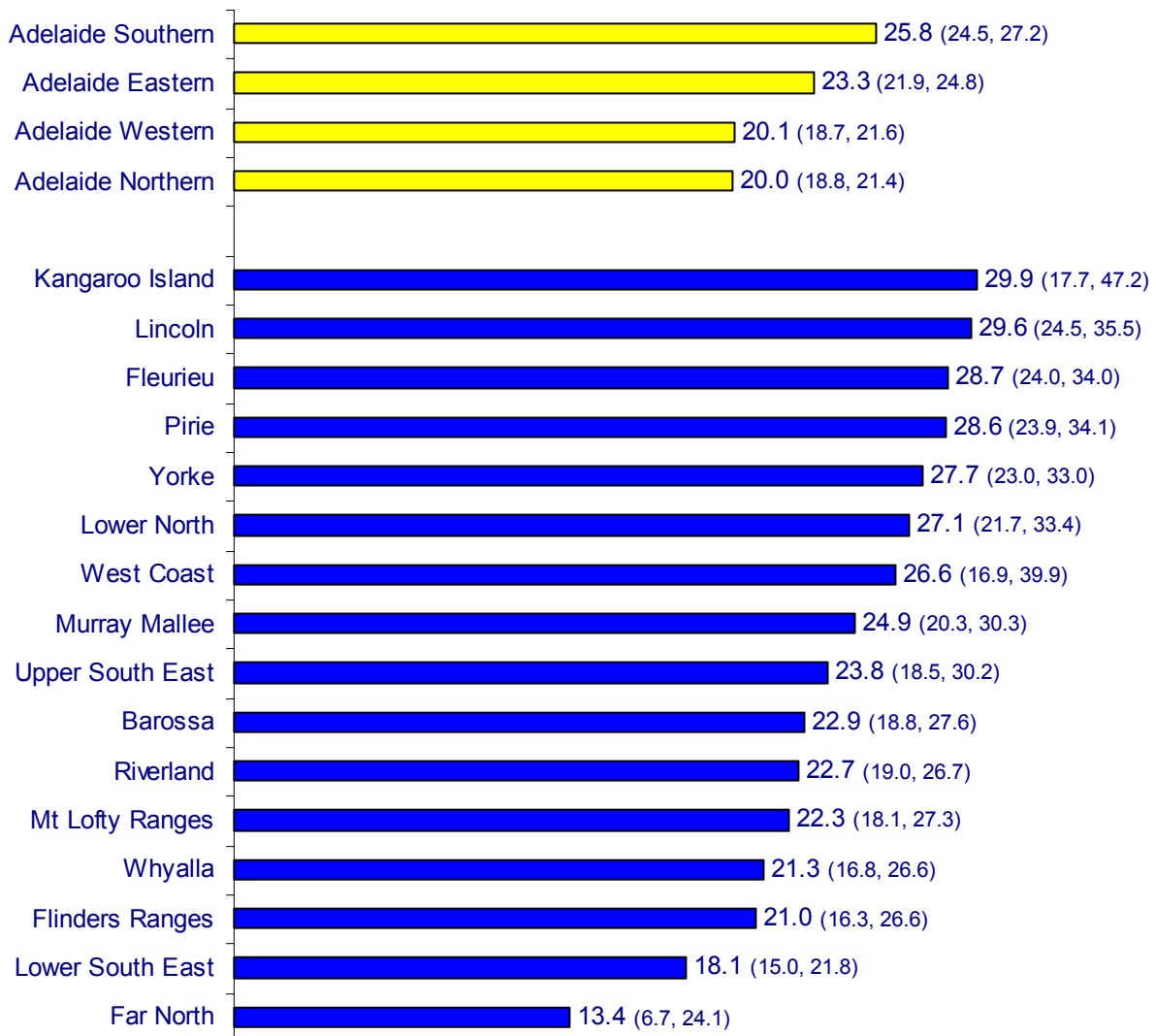
Males Incidence (95% confidence limits)



Annual incidence of cancer in South Australia in 1977-2001 by geographic region per 100,000 (age-standardized to World Population)

Cancer site: **Skin (melanoma)**

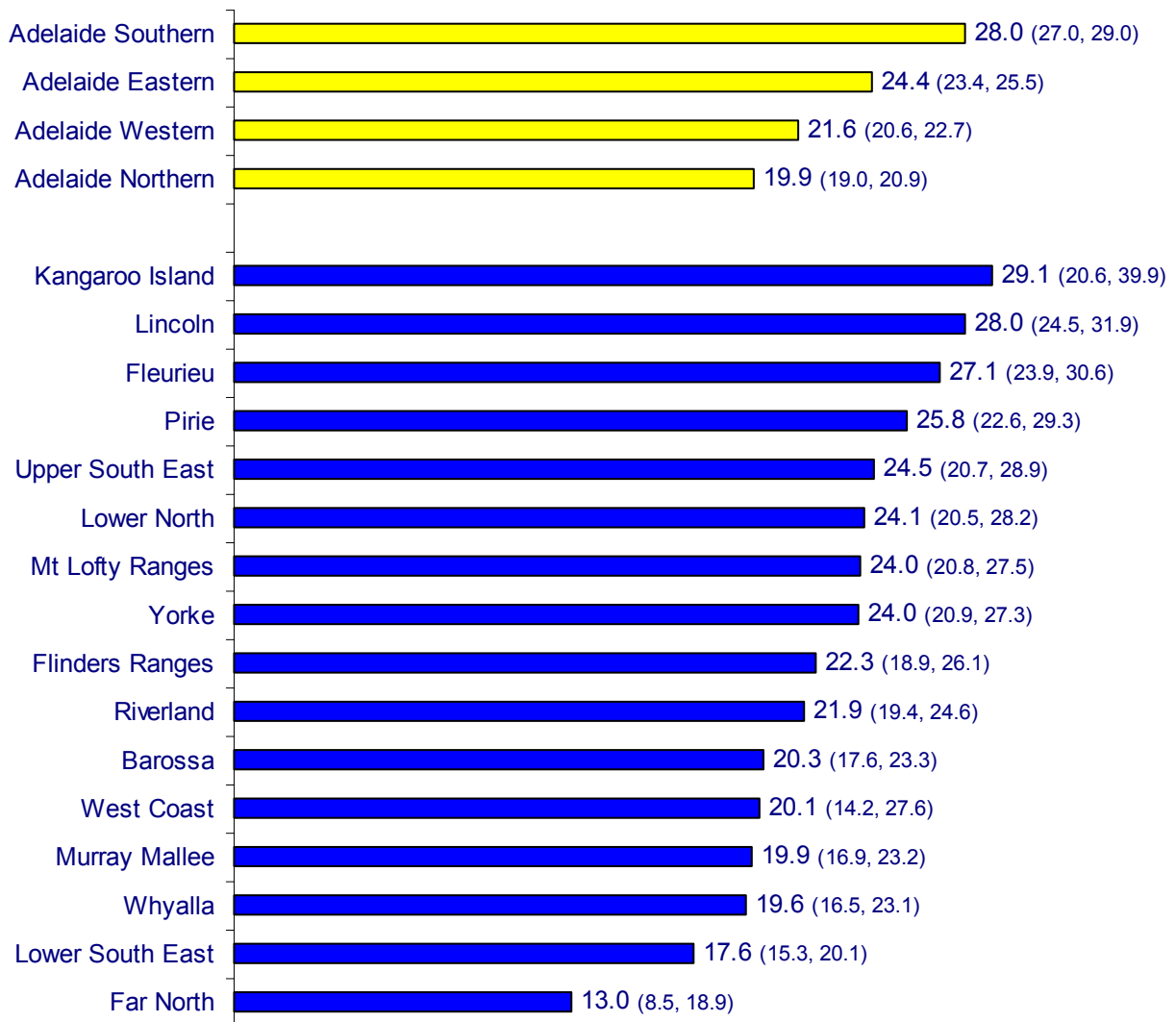
Females Incidence (95% confidence limits)



Annual incidence of cancer in South Australia in 1977-2001 by geographic region per 100,000 (age-standardized to World Population)

Cancer site: **Skin (melanoma)**

Both Incidence (95% confidence limits)



SKIN (melanoma)

- The incidence of melanoma varies about 40 fold around the world, with by far the highest rates presenting in Australia and New Zealand.
- Within South Australia overseas-born residents had an incidence about 60% lower than the Australian born during in 1977-2000. Residents born in Asia had the lowest incidence – about 86% lower than the Australian born. For residents born in Southern Europe, the incidence was about 75% lower than for the Australian born. Darker skin colouring among these groups would have been a protective factor.
- As reported for other populations, 1977-2001 data show that South Australians residing in upper socio-economic areas had an elevated incidence.
- **Males tended to have a higher incidence in Adelaide than generally applying in country regions in 1977-2001, whereas there was the suggestion of a reverse trend for females. Regions varied in incidence, both in Adelaide and the country. In Adelaide, the Southern Eastern regions had relatively high rates, whereas in the country, Kangaroo Island, Lincoln and the Fleurieu Peninsular had comparatively high rates.**
- Incidence rates more than doubled in males between 1977-81 and 1997-2001, whereas a smaller increase of just over a half applied to females. In both sexes, a plateau was indicated in the 1990s. Mortality rates did not increase during 1977-2001, despite incidence increases, probably due to gains in case survival from earlier diagnosis.
- Behavioural risk factors include:
 - A history of excess chronic sun exposure, which may include small quick bursts, particularly in people with a fair complexion and skin type that burns readily in the sun.
 - Living closer to the equator.