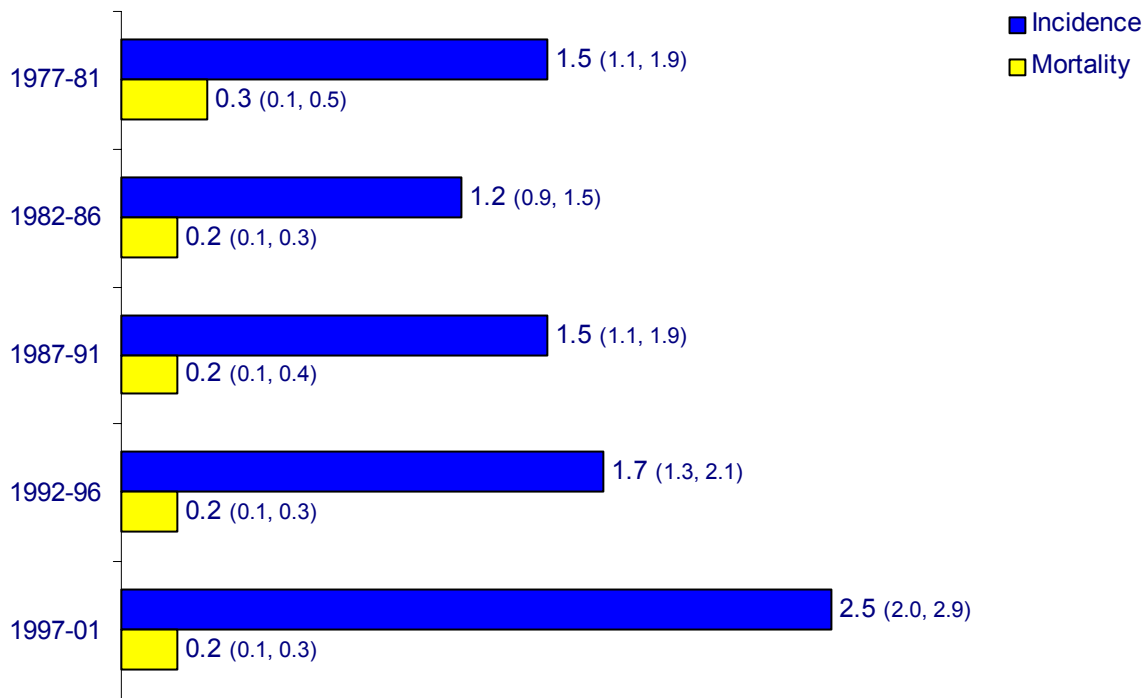


Annual incidence and mortality rates for cancer in South Australia in 1977-2001 for calendar-year groupings per 100,000 (age-standardized to World Population)

Cancer site: **Thyroid**

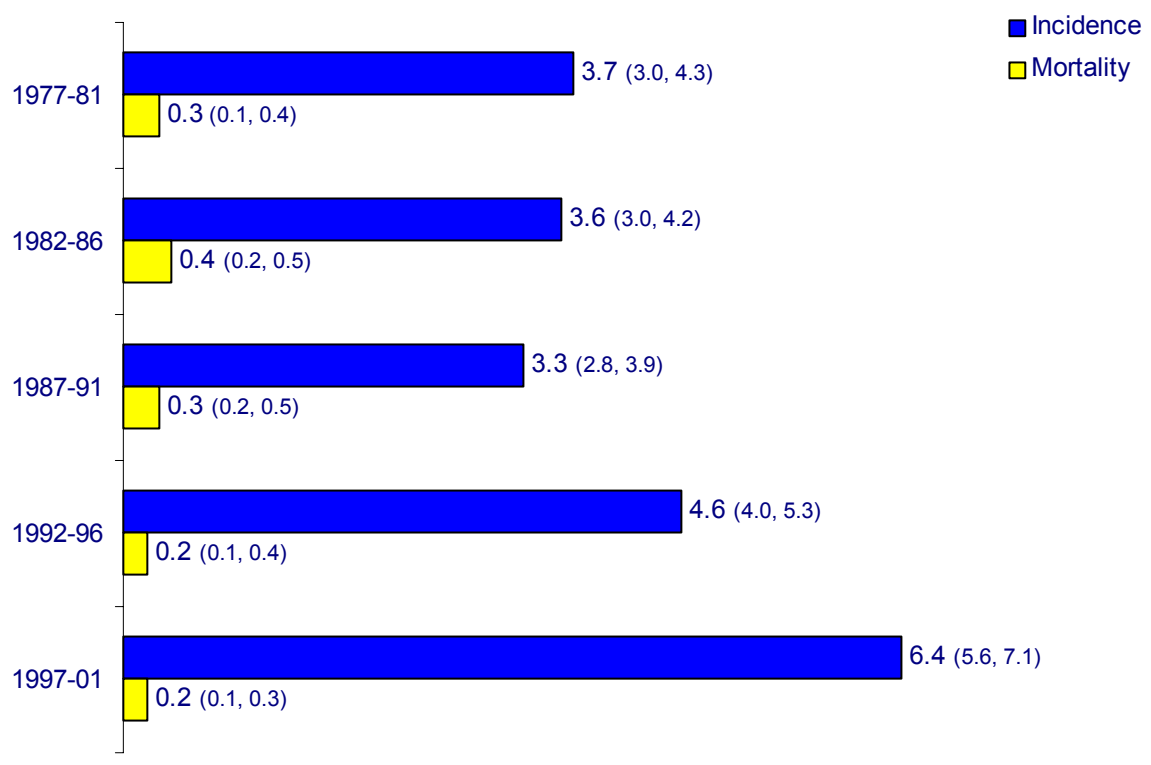
Males Incidence (95% confidence limits)



Annual incidence and mortality rates for cancer in South Australia in 1977-2001 for calendar-year groupings per 100,000 (age-standardized to World Population)

Cancer site: **Thyroid**

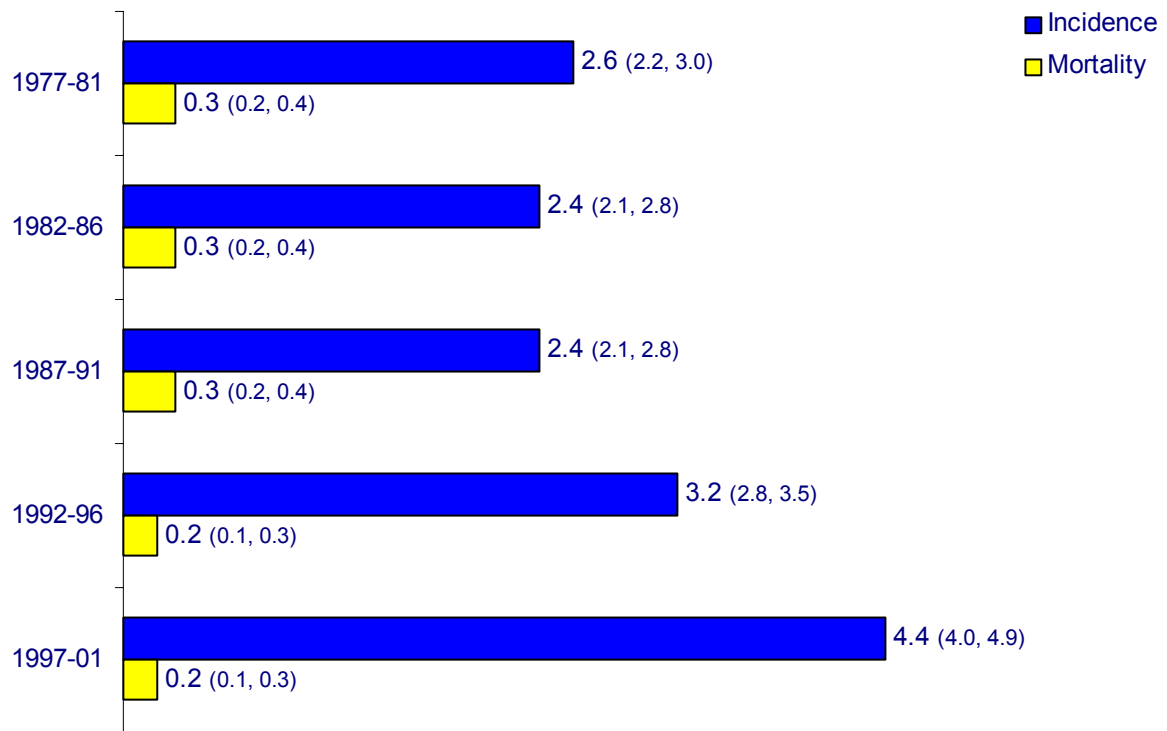
Females Incidence (95% confidence limits)



Annual incidence and mortality rates for cancer in South Australia in 1977-2001 for calendar-year groupings per 100,000 (age-standardized to World Population)

Cancer site: **Thyroid**

Both Incidence (95% confidence limits)



THYROID

- International data for 1993-97 indicate that South Australia has a lower incidence of thyroid cancer than North America, but a higher incidence than the United Kingdom/Ireland, Africa, New Zealand, and Northern Europe. The incidence of this cancer varied more than three fold by country of birth during this period.
- Within South Australia, residents born in Asia had an incidence during 1977-2000 approximately twice that of the Australian born, due to a high rate in females. By comparison, residents born in the United Kingdom/Ireland had an incidence about three quarters that of the Australian born.
- A consistent socio-economic gradient in incidence of thyroid cancer was not evident in South Australia in 1977-2001. Meanwhile, Adelaide had an incidence about 29% higher than generally applying to country regions. This cancer was too rare for effective comparisons of incidence by region of residence within Adelaide or the country.
- **An increased incidence of about 70% was evident between 1977-81 and 1997-2001. This might reflect the increased number of immigrants from Asia and other high-risk areas. Another potential contributor could be an increased exposure to diagnostic procedures, leading to an increased disclosure of hitherto occult disease. Meanwhile, little change in mortality was evident.**
- Risk factors include:
 - Radiation exposures from medical care, atomic explosions or other environmental sources.
 - Possibly excesses or deficiencies in dietary iodine.